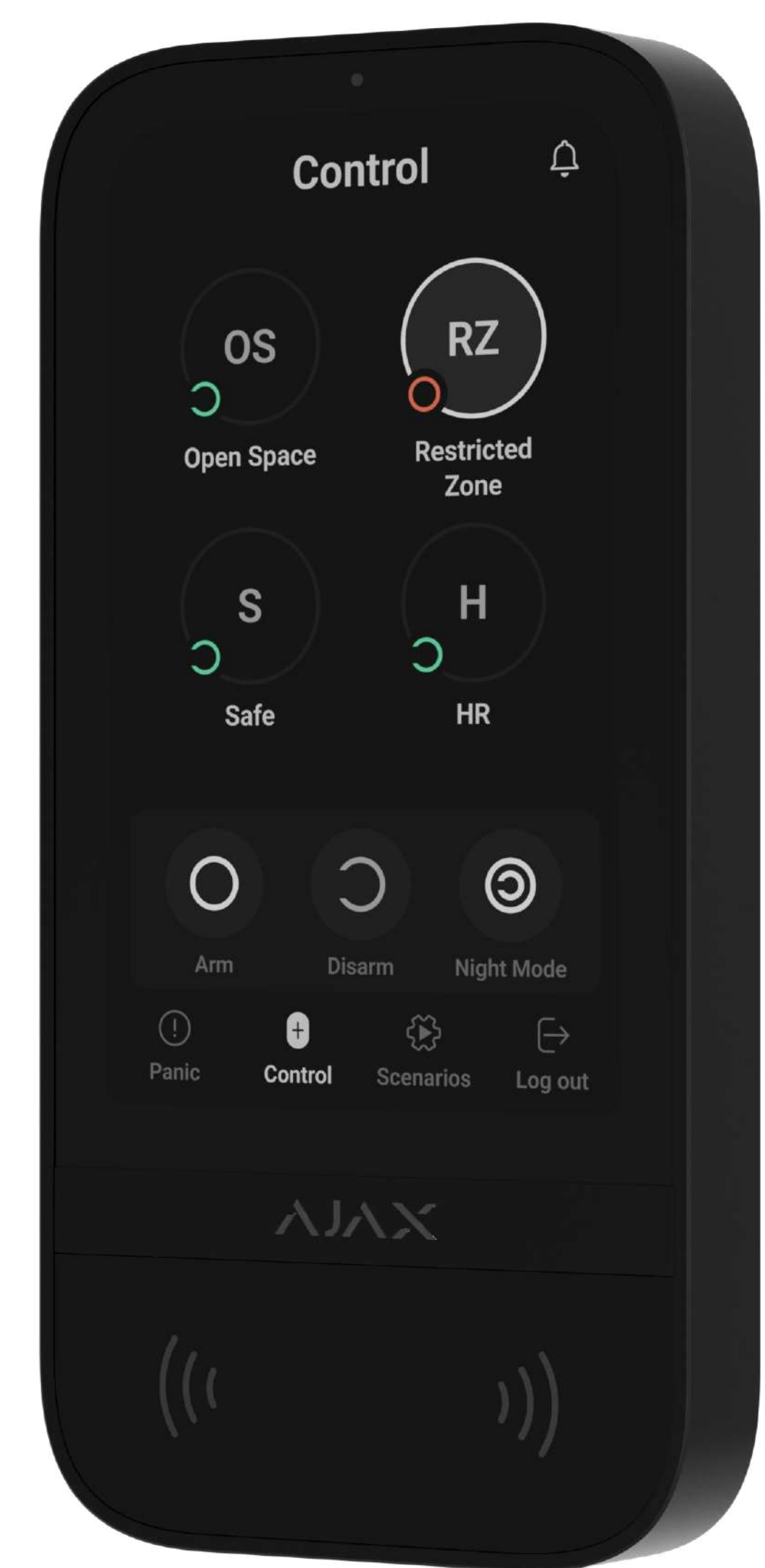
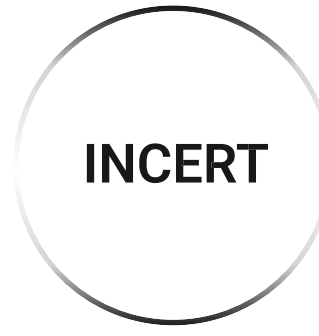


# Keypad TouchScreen Jeweller

Wireless keypad with a touch screen supporting authentication via Pass, Tag, smartphones, and codes



## Intelligent security and automation management

Keypad TouchScreen Jeweller is designed for intuitive and convenient security system control. The graphical interface, sound notifications, and LED indication of the keypad ensure that users' commands and the system's responses are delivered without fail. If a malfunction is detected during the integrity check, the keypad clearly indicates the cause. This way, users are always aware of the system state and any necessary actions.

## Key features

- Easy security group management
- Control tab for automation devices with toggles indicating the current device state<sup>1</sup>
- Sound and LED indication for alarms, opening doors (Chime), delays when entering/leaving, and other events
- Keypad activation when a user approaches the device and during delays when entering
- Automatic backlight brightness adjustment
- On-screen notification specifying the cause of a malfunction when arming the system

## Three fast and secure authentication methods



Pass card or Tag key fob



Smartphone



Codes

### All set in case of emergency

- Keypad auto-locking when someone tries to guess the code
- Duress codes to simulate system disarming and send a silent alarm to the security company
- Protection against authentication via unauthorized access devices
- Three emergency buttons: panic, fire, and auxiliary alert

### JEWELLER WINGS communication technologies


- Up to 1,700 m (5,550 ft) of radio communication between the keypad and a hub or range extender in an open space
- Data encryption throughout the transmission process
- Regular polling to display the current device state
- Frequency hopping to prevent radio interference and jamming





## Complex sabotage protection

- Tamper alarm to notify of keypad dismantling
- Keypad authentication to prevent spoofing
- Detection of communication loss between the keypad and a hub



## Easy installation and setup

- Pairing with a hub by scanning the QR code
- Remote control and configuration via Ajax apps
- SmartBracket mounting panel for easy installation without disassembling the device enclosure
- Over-the-air firmware updates<sup>2</sup>

<p><b>Compliance</b></p> <p>EN 50131 (Grade 2) PD 6662:2017 INCERT UL</p> <p><b>Compatibility</b></p> <p><b>Hubs</b> Hub 2 (2G) Jeweller Hub 2 (4G) Jeweller Hub 2 Plus Jeweller Hub Hybrid (2G) Hub Hybrid (4G) Hub BP Jeweller</p> <p><b>Range extenders</b> ReX 2 Jeweller</p>	<p><b>Communication with a hub or range extender</b></p> <p><b>Jeweller and Wings communication technologies</b></p> <p><b>Frequency bands</b> 866.0–866.5 MHz 868.0–868.6 MHz 868.7–869.2 MHz 905.0–926.5 MHz 915.85–926.5 MHz 921.0–922.0 MHz Depends on the sales region</p> <p><b>Communication range</b> up to 1,700 m up to 5,550 ft In an open space</p>	<p><b>Features</b></p> <p><b>Contactless access</b> up to 200 cards and key fobs</p> <p>Bluetooth low energy (BLE) support</p> <p><b>Access codes</b></p> <p><b>Duress codes</b></p> <p><b>Emergency buttons</b> Panic, fire, auxiliary alert</p> <p><b>Fire alarm muting</b></p>	<p><b>Display</b></p> <p><b>Type</b> IPS, capacitive touch screen</p> <p><b>Diagonal</b> 5"</p> <p><b>Resolution</b> 480 × 854 px</p>
<p><b>Power supply</b></p> <p><b>Battery</b> 6 × AA battery (pre-installed)</p> <p><b>Battery life</b> up to 1.5 years</p> <p><b>Optional external power supply</b> 10.5–14 V<sup>==</sup>, up to 0.5 A When external power is connected, the batteries operate as a backup power supply.</p>	<p><b>Installation</b></p> <p><b>Operating temperature range</b> from –10 °C to +40 °C from 14 °F to 104 °F</p> <p><b>Operating humidity</b> up to 75%</p>	<p><b>Enclosure</b></p> <p><b>Color</b> black, white</p> <p><b>Dimensions</b> 171.5 × 82.1 × 26 mm 6.75" × 3.23" × 1.02"</p> <p><b>Weight</b> 327 g 11.53 oz</p> <p><b>Tamper</b></p>	<p><b>Complete set</b></p> <p>KeyPad TouchScreen Jeweller 6 × AA battery (pre-installed) SmartBracket mounting panel Installation kit Quick start guide</p>

<sup>1</sup> When KeyPad TouchScreen Jeweller controls automation devices that operate in the bistable mode.

<sup>2</sup> To receive over-the-air updates, KeyPad TouchScreen Jeweller needs to be connected to the external power supply.



For detailed information, scan the QR code or follow the link:

[ajax.systems/support/devices/keypad-touchscreen](https://ajax.systems/support/devices/keypad-touchscreen)



support@ajax.systems



@AjaxSystemsSupport\_Bot



ajax.systems